

# LITTLE ORANGE GOES BOO

A Visual Story



---

# What is a Visual Story?

- Visual stories are used to prepare a person for, and increase the predictability of a new environment or situation.
- This helps bring familiarity to a process and to reduce anxiety and stress.
- Visual stories are written in an easy read format and uses pictures to provide greater accessibility for everyone

---

# About Little Orange Studio

Little Orange Studio is an art studio at Campbelltown Arts Centre for artists who have a disability, or are d/Deaf or Hard of Hearing.

Artists at Little Orange make many different types of art including: drawing, painting, ceramics, sculpture and performance.

Since 2014 the studio has helped artists make and exhibit art by:

- Providing art materials
- Mentorships
- Business training
- Networking with industry professionals

This support helps artists develop and launch their art careers.

---

# Little Orange Goes Big

Little Orange Goes Big is an exhibition at Campbelltown Arts Centre. The artwork displayed is by people who identify as a person living with disability, or d/Deaf or Hard of Hearing.

**The exhibition runs from 20 August – 16 October 2022**

I will see art work displayed throughout the whole gallery. There are many different types of artwork including: Video, sculpture, installations, paintings and drawings.

---

# What to bring

I can bring sensory items like noise cancelling headphones, sunglasses and stim tools to help me during my visit.

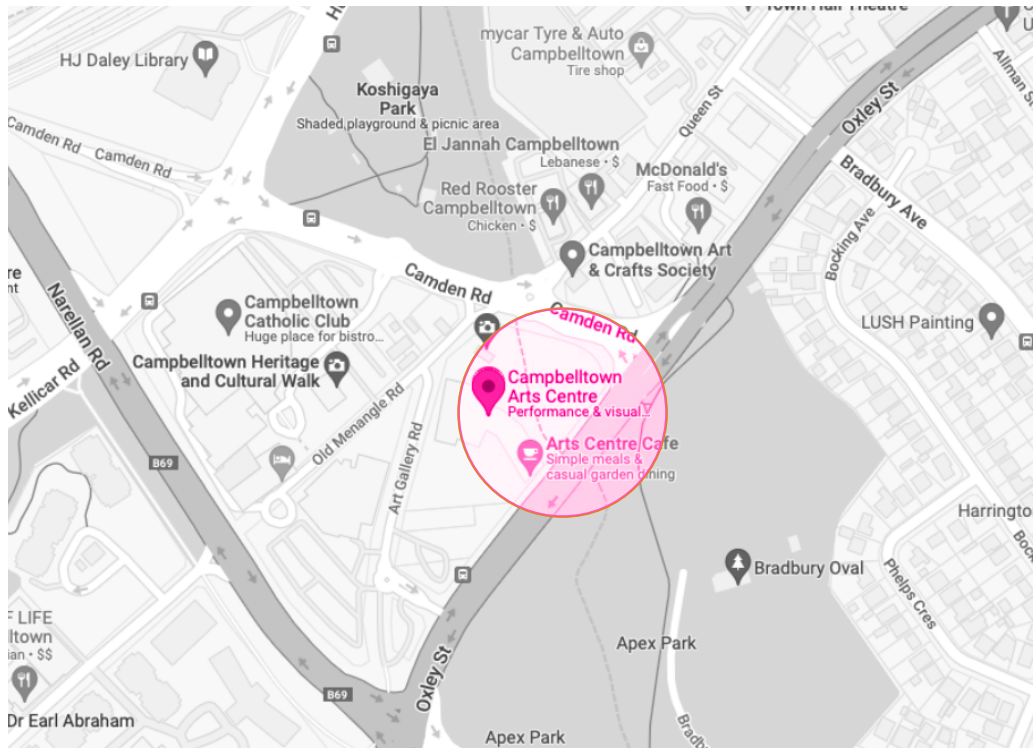
I can present my ticket to staff at the reception desk and they can explain details about the exhibition.

I can bring my own food and drink. I am not allowed to eat or drink inside the exhibition. I can eat and drink outside in the Japanese Garden or out the front of the building.

# Where is Campbelltown Arts Centre?

**Campbelltown Arts Centre is located at:**

1 Art Gallery Road, Campbelltown NSW 2560



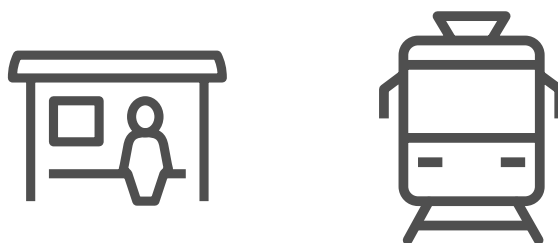
---

# Getting There: Public Transport

I can travel to the Campbelltown Art Center (C-A-C) by public transport.

The nearest train station is Campbelltown Station (on Hurley Street) and C-A-C is about a 10 min walk from the station towards Art Gallery Rd.

I can plan my trip using the Transport NSW website or app:  
<https://transportnsw.info/trip#/trip>



# Getting There: By Car

C-A-C is located about 50 mins from the Sydney CBD by car.

I can park in the car park which is located on Art Gallery Rd.

If there is someone in the car who has mobility requirements we can look for the boom gate on Art Gallery Rd.

I can drive close to the front door and they can get out. Then I will need to park the car in the car park.



---

# Reception

Reception is located at the entrance of the gallery directly opposite the front door.

I can get help at the reception desk by talking to staff.

I can ask staff questions and get a booklet about the artwork and artists.



---

# Artist Exchange (Gallery Shop)

There is a gift shop called the Artist Exchange. I can browse or buy items from the shop.

If I want to buy something from the Artist Exchange I will take my item and pay at reception.



---

# Rules in the exhibition

- I will not touch the art unless it has a sign that says I can touch
- I will walk, not run, inside the gallery
- I can take pictures of the artwork
- I can stay in a room for as long or as little as I like
- I can make my way from room to room in the gallery in any order
- I can visit a room multiple times if I feel like it
- It is ok if I don't understand the art. I can look at the program to see what the artist has to say

---

# Main Gallery

When I enter the building and stand at reception I can see the main gallery. The main gallery has many different types of art including sculpture and video.

There might be some overlapping sounds. I can wear my headphones or collect earplugs from reception to help block out the noise.





---

# Claire St Claire Gallery

I will see a collection of large cards hanging from the ceiling, and a video screen with sound and captions.

I can follow the arrows to walk inside the display and see the artist's designs.




# Ian Slade Porter Gallery

In the Ian Slade Porter Gallery there is an interactive activity where I can decorate a worksheet and display it in the gallery, or take it home.

I can follow these instructions:

1. Pick up a worksheet template. The pictures on the sheets are of a kettle and a picnic blanket.
2. Watch the instructions on the TV.
3. Use the art materials on the table to decorate my sheet.
4. Hang my kettle up with the others, or give my picnic blanket to the staff at reception desk. Then it will be hung in the gallery. OR I can take my artwork home.



---

# John R Marsden Gallery

I will see an artwork of a Hut with photos inside. It is ok to walk inside the Hut to see the photos.



---

# Collection Gallery

I can look at the artwork in this gallery, but it is not part of the Little Orange Goes Big exhibition.



---

# Japanese Garden

I can take a break outside in the Japanese Gardens.

This is also a good place to go if I am feeling overwhelmed.

I can sit on a bench or in the covered seating area in the garden.

The footpath is made of cobblestones which means it is not easily accessible by wheelchair.



---

# Art Centre Cafe

**The Art Centre Café will be closed during Quiet Hour sessions.**

If I choose to go to the café, I will wait at the entrance and a staff member will take me to a table to be seated.

The manager at the café likes it to be a welcoming place for all people. Some of the staff at the café have disabilities. The café has indoor and outdoor seating. I can let staff know if I prefer to sit inside or outside.

The café staff will give me time to look at the menu. Then they will come to my table to take my order. When I am finished I will pay at the counter.

I can look at the menu online before I visit to help me decide what to eat and drink.

<https://www.artscentrecafe.com.au/>



---

# Toilets

**One set is near the front entrance.**



**The other is next to the café. Both have accessible toilets.**



---

# Where can I get help

I can go to the reception desk and ask the staff to help me.

The staff can help me if I am lost, need somewhere to put my bag or have questions about the artwork.



---

# Message from Little Orange Studio

Thank you for coming, we hope you enjoyed your visit!

Little Orange Studio does not currently have space for new artists.

However, you can still send photos of past artworks to [david.capra@campbelltown.nsw.gov.au](mailto:david.capra@campbelltown.nsw.gov.au)

Your work will be put on file. Then you may be contacted when the studio is looking for new artists.